

EP Orehova Vas

EMX 85

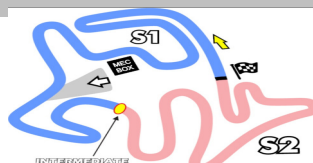
Orehova Vas 1,554 km

Pre-Qualifying Practice

20.5.2023 12:55

Qualifying (20:00 Time) started at 12:55:00

Lap	S1	S2	Lap Tm	Diff Lap	S1	S2	Lap Tm	Diff
<hr/>								
(350) GOYER Slény								
1		1:02.926			3	2:12.544	1:21.275	3:33.819 -1:33.956
2	1:04.647	57.513	2:02.160	+3.030	4	1:03.756	57.042	2:00.798 +0.935
3	1:04.133	1:00.405	2:04.538	+5.408	5	1:14.101	1:04.128	2:18.229 +18.366
4	1:04.395	56.479	2:00.874	+1.744	6	1:04.158	57.987	2:02.145 +2.282
5	1:02.834	57.412	2:00.246	+1.116	7	1:03.263	57.828	2:01.091 +1.228
6	1:35.707	1:10.081	2:45.788	+46.658	8	1:02.882	56.981	1:59.863
7	1:03.805	56.575	2:00.380	+1.250	9	1:52.554	1:02.934	2:55.488 +55.625
8	1:06.285	1:17.333	2:23.618	+24.488	(292) BAUER Ricardo			
9	1:03.102	56.028	1:59.130		1		1:02.124	
10	1:46.026	1:05.122	2:51.148	+52.018	2	1:06.862	58.823	2:05.685 +5.136
<hr/>								
(202) OPPLIGER Ryan								
1		1:24.331			3	1:05.218	58.546	2:03.764 +3.215
2	1:04.275	57.536	2:01.811	+2.148	4	1:04.402	58.662	2:03.064 +2.515
3	1:28.627	1:13.077	2:41.704	+42.041	5	1:03.115	57.434	2:00.549
4	1:03.005	1:40.484	2:43.489	+43.826	6	2:56.808	1:11.736	4:08.544 -2:07.995
5	1:03.185	57.797	2:00.982	+1.319	7	1:04.290	1:02.612	2:06.902 +6.353
6	1:24.621	1:05.881	2:30.502	+30.839	8	1:03.814	57.521	2:01.335 +0.786
7	1:03.272	56.391	1:59.663		9	1:03.868	56.989	2:00.857 +0.308
8	1:23.358	1:26.558	2:49.916	+50.253	10	1:11.366	1:12.789	2:24.155 +23.606
9	1:02.874	57.579	2:00.453	+0.790	(208) ALVISI Nicolo			
<hr/>								
(217) IZAGUIRRE PINTO Juan								
1		1:06.210			1		1:07.845	
2	1:14.347	1:02.599	2:16.946	+17.248	2	1:10.110	1:01.553	2:11.663 +10.917
3	1:04.311	57.981	2:02.292	+2.594	3	1:05.185	59.331	2:04.516 +3.770
4	1:04.607	57.251	2:01.858	+2.160	4	2:11.694	1:14.594	3:26.288 -1:25.542
5	1:10.835	1:03.869	2:14.704	+15.006	5	1:04.277	58.093	2:02.370 +1.624
6	1:02.698	57.000	1:59.698		6	1:05.213	59.710	2:04.923 +4.177
7	1:09.580	1:05.683	2:15.263	+15.565	7	1:03.278	57.468	2:00.746
8	1:04.179	57.178	2:01.357	+1.659	8	1:03.449	57.817	2:01.266 +0.520
9	1:03.765	57.054	2:00.819	+1.121	9	1:17.119	1:00.293	2:17.412 +16.666
10	1:04.544	57.447	2:01.991	+2.293	10	1:04.351	59.262	2:03.613 +2.867
<hr/>								
(211) PINI Riccardo								
1		1:10.621			(227) ZIEMER Toni			
2	1:04.511	57.224	2:01.735	+1.957	1		1:01.357	
3	1:03.697	56.504	2:00.201	+0.423	2	1:05.860	57.625	2:03.485 +2.126
4	1:27.160	1:23.065	2:50.225	+50.447	3	1:04.948	57.052	2:02.000 +0.641
5	1:02.957	56.821	1:59.778		4	2:46.498	1:03.266	3:49.764 -1:48.405
6	1:18.735	1:07.914	2:26.649	+26.871	5	1:04.628	1:12.114	2:16.742 +15.383
7	1:38.847	1:07.891	2:46.738	+46.960	6	1:04.671	57.651	2:02.322 +0.963
8	1:04.983	58.639	2:03.622	+3.844	7	1:19.887	1:09.678	2:29.565 +28.206
9	1:03.908	57.154	2:01.062	+1.284	8	1:08.286	1:03.001	2:11.287 +9.928
<hr/>								
(301) BRUNEAU Liam								
1		1:02.461			(214) DISS-FENARD Leo			
2	1:04.677	58.213	2:02.890	+3.027	1		1:00.979	
<hr/>								



EP Orehova Vas

EMX 85

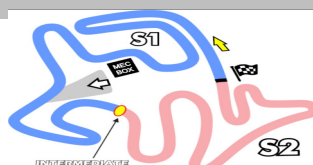
Orehova Vas 1,554 km

Pre-Qualifying Practice

20.5.2023 12:55

Qualifying (20:00 Time) started at 12:55:00

Lap	S1	S2	Lap Tm	Diff Lap	S1	S2	Lap Tm	Diff
7	1:04.455	57.280	2:01.735		2	1:06.297	59.582	2:05.879 +3.725
8	1:23.575	1:18.985	2:42.560	+40.825	3	1:17.820	1:02.233	2:20.053 +17.899
9	1:05.223	57.770	2:02.993	+1.258	4	1:05.269	1:00.366	2:05.635 +3.481
10	1:05.610	57.704	2:03.314	+1.579	5	1:06.006	59.452	2:05.458 +3.304
					6	1:29.092	1:02.319	2:31.411 +29.257
(374) RIBA Oleguer					7	1:04.676	59.938	2:04.614 +2.460
1		1:00.966			8	1:04.475	57.679	2:02.154
2	1:05.719	57.617	2:03.336	+1.587	9	1:05.310	57.267	2:02.577 +0.423
3	1:04.636	57.113	2:01.749					
4	1:08.432	1:01.354	2:09.786	+8.037	(282) HERZOGENRATH Enzo			
5	1:03.844	1:06.739	2:10.583	+8.834	1		1:01.615	
6	3:11.075	1:08.783	4:19.858	-2:18.109	2	1:07.556	58.910	2:06.466 +2.467
7	1:10.785	1:07.202	2:17.987	+16.238	3	1:05.640	58.376	2:04.016 +0.017
8	1:10.549	1:05.801	2:16.350	+14.601	4	1:08.344	1:02.982	2:11.326 +7.327
9	1:09.327	1:03.950	2:13.277	+11.528	5	1:05.727	58.443	2:04.170 +0.171
(252) VAZQUEZ Valentino					6	2:10.191	1:01.846	3:12.037 -1:08.038
1		1:17.138			7	1:05.115	58.884	2:03.999
2	1:06.180	59.296	2:05.476	+3.689	8	1:15.313	1:04.877	2:20.190 +16.191
3	1:05.060	58.474	2:03.534	+1.747	9	1:06.619	59.168	2:05.787 +1.788
4	1:05.333	1:02.265	2:07.598	+5.811	10	1:15.546	1:03.125	2:18.671 +14.672
5	1:03.934	58.690	2:02.624	+0.837	(312) CALANDRA Leonardo			
6	1:04.999	58.449	2:03.448	+1.661	1		1:12.650	
7	2:22.588	1:16.831	3:39.419	-1:37.632	2	1:08.442	59.392	2:07.834 +3.802
8	1:03.610	58.233	2:01.843	+0.056	3	1:14.887	1:06.398	2:21.285 +17.253
9	1:03.737	58.050	2:01.787		4	1:05.628	58.414	2:04.042 +0.010
(353) UCCELLINI Andrea					5	1:53.203	1:07.644	3:00.847 +56.815
1		1:22.411			6	1:05.666	58.366	2:04.032
2	1:05.872	58.398	2:04.270	+2.460	7	1:16.359	1:06.667	2:23.026 +18.994
3	1:18.267	1:09.620	2:27.887	+26.077	8	1:06.534	58.005	2:04.539 +0.507
4	1:04.167	58.344	2:02.511	+0.701	9	1:07.071	1:07.580	2:14.651 +10.619
5	2:03.048	1:14.332	3:17.380	-1:15.570	(315) MENILLO Rafael			
6	1:04.172	58.424	2:02.596	+0.786	1		1:02.808	
7	1:21.268	1:04.301	2:25.569	+23.759	2	1:10.080	1:02.392	2:12.472 +8.351
8	1:03.893	57.917	2:01.810		3	1:06.436	1:00.169	2:06.605 +2.484
(326) FERREZ Kenzo					4	1:06.290	58.826	2:05.116 +0.995
1		1:01.883			5	1:29.689	1:01.422	2:31.111 +26.990
2	1:05.768	58.646	2:04.414	+2.450	6	1:05.278	59.161	2:04.439 +0.318
3	1:05.404	1:08.913	2:14.317	+12.353	7	1:05.274	58.847	2:04.121
4	1:04.555	58.730	2:03.285	+1.321	8	1:49.641	1:04.229	2:53.870 +49.749
5	1:03.300	58.664	2:01.964		9	1:06.336	59.364	2:05.700 +1.579
6	1:43.470	1:10.894	2:54.364	+52.400	10	1:06.779	59.795	2:06.574 +2.453
7	1:03.483	58.932	2:02.415	+0.451	(324) PICOLLI Michele			
8	2:07.198	1:07.532	3:14.730	-1:12.766	1		1:03.345	
9	1:04.715	1:10.271	2:14.986	+13.022	2	1:09.474	59.494	2:08.968 +4.685
(275) RIGANTI Edoardo					3	1:07.270	59.201	2:06.471 +2.188
1		1:09.349			4	1:10.376	1:01.275	2:11.651 +7.368
					5	1:06.268	58.277	2:04.545 +0.262



EP Orehova Vas

EMX 85

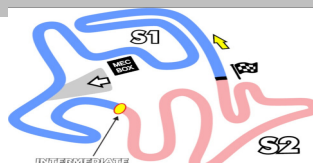
Orehova Vas 1,554 km

Pre-Qualifying Practice

20.5.2023 12:55

Qualifying (20:00 Time) started at 12:55:00

Lap	S1	S2	Lap Tm	Diff Lap	S1	S2	Lap Tm	Diff
6	1:12.596	1:00.835	2:13.431	+9.148	1	1:07.529		
7	1:05.767	58.516	2:04.283		2	1:08.537	1:00.497	2:09.034 +3.256
8	1:06.343	1:00.186	2:06.529	+2.246	3	1:06.550	1:00.017	2:06.567 +0.789
9	1:16.123	1:01.574	2:17.697	+13.414	4	1:21.389	1:13.802	2:35.191 +29.413
10	1:07.504	1:01.751	2:09.255	+4.972	5	1:13.166	1:21.127	2:34.293 +28.515
					6	1:06.228	59.550	2:05.778
(373) COLONNELLI Luca					7	1:06.015	1:47.546	2:53.561 +47.783
1		1:07.939			8	1:06.610	59.798	2:06.408 +0.630
2	1:49.828	1:04.700	2:54.528	+50.090	9	2:59.804	1:26.430	4:26.234 -2:20.456
3	1:06.190	58.699	2:04.889	+0.451	(344) LAGAIN Tylan			
4	3:10.582	1:12.549	4:23.131	-2:18.693	1		1:03.070	
5	1:05.796	58.642	2:04.438		2	1:08.583	1:01.439	2:10.022 +3.578
6	1:26.491	1:25.513	2:52.004	+47.566	3	1:07.739	1:00.002	2:07.741 +1.297
7	1:06.251	59.750	2:06.001	+1.563	4	1:17.730	1:06.273	2:24.003 +17.559
8	1:06.585	58.983	2:05.568	+1.130	5	1:06.634	59.810	2:06.444
(210) VIDOVIČ Taj					6	2:15.237	1:10.225	3:25.462 -1:19.018
1		1:07.038			7	1:08.525	1:00.769	2:09.294 +2.850
2	1:10.489	1:02.160	2:12.649	+7.598	8	1:08.241	1:01.527	2:09.768 +3.324
3	1:09.443	58.964	2:08.407	+3.356	9	1:25.334	1:13.908	2:39.242 +32.798
4	1:06.585	1:00.026	2:06.611	+1.560	(391) SANTEUSANIO Luis			
5	1:05.699	59.352	2:05.051		1		1:05.136	
6	1:38.145	1:08.327	2:46.472	+41.421	2	1:10.196	1:01.721	2:11.917 +4.673
7	3:21.828	1:12.540	4:34.368	-2:29.317	3	1:07.489	1:00.350	2:07.839 +0.595
8	1:11.565	1:03.162	2:14.727	+9.676	4	2:06.632	1:06.714	3:13.346 -1:06.102
(232) COGOLI Guilio					5	1:07.110	1:00.134	2:07.244
1		1:09.564			6	1:08.710	1:01.172	2:09.882 +2.638
2	1:12.937	1:05.896	2:18.833	+13.721	7	2:16.617	1:04.808	3:21.425 -1:14.181
3	1:07.492	59.654	2:07.146	+2.034	8	1:07.601	1:00.732	2:08.333 +1.089
4	1:13.744	1:03.951	2:17.695	+12.583	9	1:08.551	1:01.309	2:09.860 +2.616
5	1:06.386	59.662	2:06.048	+0.936	(338) ALAMANNI Enea			
6	1:14.624	1:06.474	2:21.098	+15.986	1		1:08.304	
7	1:05.606	59.506	2:05.112		2	1:28.370	1:02.358	2:30.728 +22.804
8	1:57.068	1:03.574	3:00.642	+55.530	3	1:07.492	1:00.432	2:07.924
9	1:06.100	1:00.314	2:06.414	+1.302	4	1:10.002	1:06.367	2:16.369 +8.445
(300) VALSECCHI Trent					5	2:23.053	1:06.529	3:29.582 -1:21.658
1		1:04.673			6	1:07.854	1:00.176	2:08.030 +0.106
2	1:11.202	1:00.764	2:11.966	+6.395	7	1:31.365	1:09.829	2:41.194 +33.270
3	1:17.915	1:02.981	2:20.896	+15.325	8	1:09.987	1:00.703	2:10.690 +2.766
4	1:06.257	1:01.103	2:07.360	+1.789	9	1:14.154	1:06.012	2:20.166 +12.242
5	1:05.092	1:00.479	2:05.571		(352) TROTTA Francesco			
6	1:07.915	1:05.299	2:13.214	+7.643	1		1:11.647	
7	1:07.036	1:00.303	2:07.339	+1.768	2	1:19.873	1:09.728	2:29.601 +21.667
8	1:06.527	1:00.519	2:07.046	+1.475	3	1:07.414	1:01.896	2:09.310 +1.376
9	1:06.771	1:00.344	2:07.115	+1.544	4	1:26.966	1:06.385	2:33.351 +25.417
10	1:06.912	59.506	2:06.418	+0.847	5	1:07.454	1:00.480	2:07.934
(379) MALCHIODI Leo					6	1:22.321	1:17.223	2:39.544 +31.610



EP Orehova Vas

EMX 85

Orehova Vas 1,554 km

Pre-Qualifying Practice

20.5.2023 12:55

Qualifying (20:00 Time) started at 12:55:00

Lap	S1	S2	Lap Tm	Diff Lap	S1	S2	Lap Tm	Diff	
7	1:07.616	1:01.817	2:09.433	+1.499	3	1:08.465	1:01.158	2:09.623	
8	1:55.590	1:02.140	2:57.730	+49.796					
9	1:09.156	1:01.515	2:10.671	+2.737	(243) RAFFAELE Frappa				
					1		1:08.509		
(246) HERNANDEZ Jose-Maria					2	1:13.684	1:07.795	2:21.479	+6.869
1		1:07.590			3	1:13.083	1:03.847	2:16.930	+2.320
2	1:13.057	1:03.416	2:16.473	+8.177	4	1:11.367	1:03.243	2:14.610	
3	1:09.095	1:02.582	2:11.677	+3.381	5	2:53.550	1:08.104	4:01.654	-1:47.044
4	1:07.930	1:01.383	2:09.313	+1.017	6	1:10.816	1:04.356	2:15.172	+0.562
5	2:10.352	1:06.263	3:16.615	-1:08.319	7	1:16.142	1:06.853	2:22.995	+8.385
6	1:07.417	1:01.201	2:08.618	+0.322	8	1:11.650	1:03.862	2:15.512	+0.902
7	1:07.246	1:01.086	2:08.332	+0.036	9	1:22.408	1:12.260	2:34.668	+20.058
8	1:13.833	1:09.148	2:22.981	+14.685	(318) KOS Jure				
9	1:07.797	1:00.499	2:08.296		1		1:08.307		
(271) SLAVEC Val					2	1:13.209	1:05.852	2:19.061	+3.215
1		1:07.636			3	1:13.910	1:04.134	2:18.044	+2.198
2	1:13.135	1:01.047	2:14.182	+5.567	4	1:11.745	1:04.101	2:15.846	
3	1:08.275	1:00.353	2:08.628	+0.013	5	3:36.789	1:09.907	4:46.696	-2:30.850
4	1:13.915	1:09.215	2:23.130	+14.515	6	1:14.329	1:05.923	2:20.252	+4.406
5	2:10.129	1:04.548	3:14.677	-1:06.062	7	1:11.898	1:05.782	2:17.680	+1.834
6	1:09.849	1:02.660	2:12.509	+3.894	8	1:13.081	1:05.877	2:18.958	+3.112
7	1:08.496	1:02.460	2:10.956	+2.341	(212) ŽAFRAN Timotej				
8	1:07.871	1:00.917	2:08.788	+0.173	1		1:07.858		
9	1:08.559	1:00.056	2:08.615		2	1:17.213	1:07.748	2:24.961	+7.835
(204) MORENO Jose-Luis					3	2:24.619	1:25.341	3:49.960	-1:32.834
1		1:08.230			4	1:15.818	1:05.020	2:20.838	+3.712
2	1:14.955	1:03.208	2:18.163	+8.967	5	1:48.180	1:13.738	3:01.918	+44.792
3	1:08.376	1:01.684	2:10.060	+0.864	6	1:11.759	1:05.367	2:17.126	
4	1:07.831	1:01.365	2:09.196		7	2:12.457	1:12.817	3:25.274	-1:08.148
5	1:08.689	1:00.528	2:09.217	+0.021	8	1:13.806	1:05.712	2:19.518	+2.392
6	2:13.023	1:04.885	3:17.908	-1:08.712	(257) JELOVŠEK Tjaš				
7	1:10.515	1:07.359	2:17.874	+8.678	1		1:08.345		
8	1:07.042	1:04.735	2:11.777	+2.581	2	1:12.888	1:06.197	2:19.085	
9	1:52.839	1:06.746	2:59.585	+50.389	3	1:15.552	1:04.948	2:20.500	+1.415
(322) KOTARC Maj					4	1:15.015	1:04.616	2:19.631	+0.546
1		1:07.346			5	7:19.184	1:04.996	8:24.180	-6:05.095
2	1:12.488	1:09.961	2:22.449	+13.023	6	1:13.855	1:06.370	2:20.225	+1.140
3	1:09.386	1:01.000	2:10.386	+0.960	7	1:15.058	1:15.756	2:30.814	+11.729
4	3:13.320	1:09.507	4:22.827	-2:13.401					
5	1:08.595	1:00.831	2:09.426						
6	1:08.834	1:02.320	2:11.154	+1.728					
7	3:01.296	1:06.938	4:08.234	-1:58.808					
8	1:09.588	1:01.705	2:11.293	+1.867					
(302) MERVIČ Jaka									
1		1:08.891							
2	1:11.262	1:02.779	2:14.041	+4.418					

